

# **CAL FIRE/Riverside County Fire Department**

## **Emergency Incident Statistics**



**Bill Weiser**

**Fire Chief**

5/10/2023

**Report Provided By: Riverside County Fire Department**

**Communications and Technology Division**

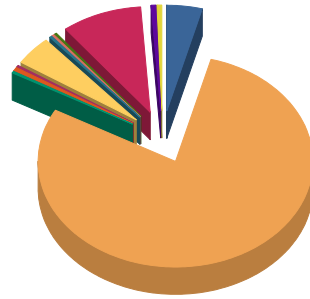
**GIS Section**

**Please refer to Map and Incident by Battalion, Station, Jurisdiction**

Incidents Reported for the month of April,2023 and City of Beaumont And Both (Code 2, Alpha, Omega, Code 3, Charlie, Delta, Bravo, Echo)  
\*Incidents are shown based on the primary response area for the incident location. This does not represent total response times for all units only the first unit in.

## Response Activity

### Incidents Reported for the month of April, 2023 and City of Beaumont And Both (Code 2, Alpha, Omega, Code 3, Charlie, Delta, Bravo, Echo)



False Alarm	17	4.2%
Medical	317	78.9%
Multi-Fam Dwelling Fire	1	0.2%
Other Fire	2	0.5%
Other Misc	1	0.2%
Public Service Assist	18	4.5%
Res Fire	1	0.2%
Ringling Alarm	1	0.2%
Standby	2	0.5%
Traffic Collision	38	9.5%
Vehicle Fire	2	0.5%
Wildland Fire	2	0.5%
<b>Total:</b>	<b>402</b>	<b>100.0%</b>

False Alarm	17
Medical	317
Multi-Fam Dwelling Fire	1
Other Fire	2
Other Misc	1
Public Service Assist	18
Res Fire	1
Ringling Alarm	1
Standby	2
Traffic Collision	38
Vehicle Fire	2
Wildland Fire	2
<b>Incident Total:</b>	<b>402</b>

### Average Enroute to Onscene Time\*

Enroute Time = When a unit has been acknowledged as responding. Onscene Time = When a unit has been acknowledge as being on scene. For any other statistic outside Enroute to Onscene please contact the IT Help Desk at 951-940-6900

<5 Minutes	+5 Minutes	+10 Minutes	+20 Minutes	Average	% 0 to 5 min
230	143	28	0	5.1	57.2%

\*CODE 3 and CODE 2 incidents are included in the total count of incidents and the average Enroute to Onscene Time.

### Incidents by Battalion, Station and Jurisdiction

			False Alarm	Medical	Multi-Fam Dwelling Fire	Other Fire	Other Misc	Public Service Assist	Res Fire	Ringing Alarm	Standby	Traffic Collision	Vehicle Fire	Wildland Fire	Total
<b>Battalion 3</b>	<b>Station 20 Beaumont</b>	City of Beaumont	6	105	0	1	0	13	0	1	0	8	1	0	<b>135</b>
		<b>Station Total</b>	6	105	0	1	0	13	0	1	0	8	1	0	<b>135</b>
	<b>Station 22 Cherry Valley</b>	City of Beaumont	1	61	0	0	0	3	0	0	0	4	0	0	<b>69</b>
		<b>Station Total</b>	1	61	0	0	0	3	0	0	0	4	0	0	<b>69</b>
	<b>Station 66 Beaumont City</b>	City of Beaumont	10	151	1	1	1	2	1	0	2	26	1	2	<b>198</b>
		<b>Station Total</b>	10	151	1	1	1	2	1	0	2	26	1	2	<b>198</b>
	<b>Battalion Total</b>			<b>17</b>	<b>317</b>	<b>1</b>	<b>2</b>	<b>1</b>	<b>18</b>	<b>1</b>	<b>1</b>	<b>2</b>	<b>38</b>	<b>2</b>	<b>2</b>
<b>Grand Total</b>			<b>17</b>	<b>317</b>	<b>1</b>	<b>2</b>	<b>1</b>	<b>18</b>	<b>1</b>	<b>1</b>	<b>2</b>	<b>38</b>	<b>2</b>	<b>2</b>	<b>402</b>

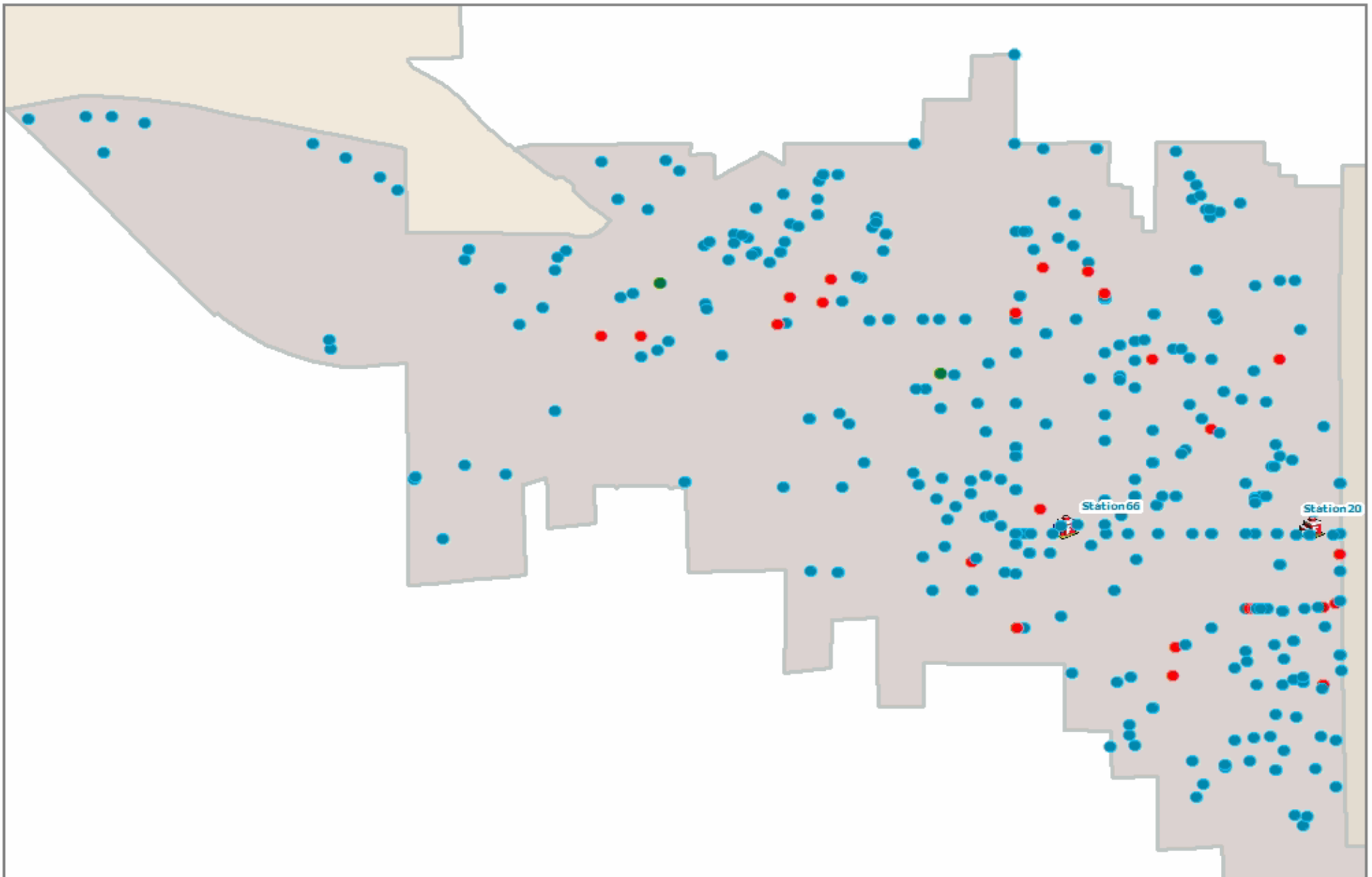
## Incidents by Jurisdiction

	False Alarm	Medical	Multi-Fam	Other Fire	Other Misc	Public Service	Res Fire	Ringin Alarm	Standby	Traffic Collision	Vehicle Fire	Wildland Fire	Total
City of Beaumont	17	317	1	2	1	18	1	1	2	38	2	2	402
<b>Grand Total</b>	<b>17</b>	<b>317</b>	<b>1</b>	<b>2</b>	<b>1</b>	<b>18</b>	<b>1</b>	<b>1</b>	<b>2</b>	<b>38</b>	<b>2</b>	<b>2</b>	<b>402</b>

## Incidents by Supervisorial District - Summary


	<b>DISTRICT 5 YXSTIAN GUTIERREZ</b>	<b>Grand Total</b>
False Alarm	17	17
Medical	317	317
Multi-Fam Dwelling Fire	1	1
Other Fire	2	2
Other Misc	1	1
Public Service Assist	18	18
Res Fire	1	1
Ringin Alarm	1	1
Standby	2	2
Traffic Collision	38	38
Vehicle Fire	2	2
Wildland Fire	2	2
<b>Total</b>	<b>402</b>	<b>402</b>

MONTH = 4 and YEAR = 2023 and CITYNAME = 'Beaumont'



**Legend**

- |         |            |                  |              |
|---------|------------|------------------|--------------|
| Fire    | Medical    | Riverside County | Fire Station |
| Hazard  | Other Misc | Reservations     | Casinos      |
| Haz Mat | PSA        |                  |              |



Riverside County Fire GIS